

## DF-1000 Specifications

### Input Paper Size

Minimum 120 mm wide x 182 mm long  
Maximum 297 mm wide x 432 mm long

### Input Paper Weight

Minimum 50 to 200gsm for A4 single fold  
50 to 160gsm for A3

### Paper Quality

Fine quality, recycled, art, coated, bond

### Folding Mode

Single, letter, concertina, half-concertina, double parallel, custom folding

### Loading Capacity

1000 sheets (80gsm)

### Maximum Operating Speed

240 sheets/min (A4 single fold)  
200 sheets/min (normal)

### Paper Feed Method

Air suction, 6 fold rollers

### Paper Size Detection

Automatic detection of standard paper sizes  
A3, B4, A4, B5, A5, B6

### Error Detection

Mis-feed, double feed, paper jam

### Total/Batch Counter

4-digit addition or subtraction system

### Fold Position Adjustment

0.125mm increments

**Moving Stacker Roller/Stopper** Automatic setting

### Additional Functions

Folding stopper position adjustment registration, custom fold mode, non-standard paper length auto-setup, instant ready mode, thick paper mode, batch mode, power off alarm mode.

### Power Supply

Voltage Single phase 220-240V AC  
Current 2A 50Hz

### Machine Dimensions (mm)

Depth 534 mm  
Width 1,277 mm  
Height 497 mm  
Weight 71 Kg



# Duplo™

# Duplo™



**DF-1000**  
Automatic Suction Folder  
digital colour solution



suction fed: no marking and reliable feeding  
fast: 240 sheet/min processing speed  
productive: 1000 sheet capacity  
simple: automatic setup

Duplo International Ltd, Sandown Industrial Park,  
Mill Road, Esher, Surrey, KT10 8BL, England

t +44 (0)1372 468131  
f +44 (0)1372 460252

email: [enquiries@duplointernational.com](mailto:enquiries@duplointernational.com)  
website: [www.duplointernational.com](http://www.duplointernational.com)

DF1000BR

Production rates are based on optimal operating conditions and may vary depending on stock and environmental conditions. As part of our continuous product improvement program, specifications are subject to change without notice.

Duplo is a trade mark of the Duplo Corporation  
Duplo has a policy of continuous improvement  
and reserves the right to amend the above  
specifications without prior notice





**DF-1000**  
**Automatic Suction Folder**  
digital colour solution

**automatic suction folder**

Designed principally around the needs of the digital colour user, the DF-1000 represents a monumental leap in suction folder technology. Jobs are quickly setup and processed at remarkably high speed without compromising on quality or reliability. The compact dimensions house the suction system making it easy to accommodate in locations where space is limited.

**Fully Integrated Suction Feed System**

Ideal for the digital colour printer, suction technology eliminates problematic marking and reduces the build-up of static between sheets for more reliable and consistent feeding. Incredibly, the entire suction feed system is housed within the machine's compact dimensions. With no separate pump and small machine footprint, the DF-1000 is easily integrated within any workspace.

**Fast Set Up**

'Instant Ready Mode' recalls all the settings from the previous job and auto-sets the machine so it is ready to run as soon as the machine is switched on. If the machine is frequently used to do the same job, this feature can cut down significantly on setup time.

**User Friendly Unloading**

The batching function temporarily pauses the job at desired intervals to allow the operator to unload the exit tray. This is particularly useful when running at high speed (when manual counting is difficult) and means each batch contains precisely the correct number of documents.

**Load and Leave Reliability**

The DF-1000 uses six rollers so even when running heavier paper at very high speed, both feed reliability and flatness are assured. Combine this with the feed accuracy detection system and the result is a highly productive machine that can confidently be left to complete the job without operator supervision.

**High Productivity**

A maximum processing speed of 240 sheets per minute\* and a 1000 sheet (100mm) loading capacity makes the DF-1000 a real benchmark for the whole market. Coupled with the intuitive control panel and automatic setup it is also highly versatile, able to change from one job to the next in a matter of seconds.

\*based on A4 single fold



**Five Fold Styles**

The five most commonly performed folding styles are all preset into the machine for quick and easy setup. There are also two memories for quick recall of regular custom jobs. The fold positions of any job can be adjusted incrementally to ensure the folded documents meet even the most stringent quality demands.


**A3, B4, A4, B5, A5, B6**

**Automatic Setup for Standard Paper Sizes**


Sensors on the stacking tray detect standard sheet sizes from A3-A6 and adjust the machine automatically for the selected fold style. For non-standard sizes, the paper length can be input manually and the fold positions will again be automatically set. This quick and simple setup process makes it ideal for both inexperienced users and in environments where the job list is rapidly changing.




Single Fold



Concertina Fold



Double Parallel Fold



Standard Letter Fold



Half Concertina Fold